



SANTA CLARA VALLEY WATER DISTRICT

NON-AGENDA

April 22, 2022

Board Policy EL-7 Communication and Support to the Board
The BAOs shall inform and support the Board in its work.

Page	<u>CEO BULLETIN & NEWSLETTERS</u>
3	CEO Bulletin: Weeks of April 8 – April 21, 2022
	<u>BOARD MEMBER REQUESTS & INFORMATIONAL ITEMS</u>
7	BMR/IBMR Weekly Reports: 04/21/22
8	Memo from Darin Taylor, CFO, to the Board of Directors, dated 04/15/22, regarding Monthly and Quarterly Report of Investments as of March 31, 2022.
	<u>INCOMING BOARD CORRESPONDENCE</u>
37	Board Correspondence Weekly Report: 04/21/22
38	Email from Ankur Pai, to the Board of Directors, dated 04/12/22, regarding Encampment within Saratoga Creek (C-22-0067).
40	Email from Martha O'Connell, to the Board of Directors, dated 04/12/22, regarding Term Limits (C-22-0068).
41	Email from Gloria Mungo, to Director Kremen, dated 04/15/22, regarding Senior Citizens Water Discount (C-22-0069).
42	Email from Daniela Velazquez, Office of Councilmember Magdalena Carrasco, to the Board of Directors, dated 04/15/22, regarding Encampments within Upper Penitencia Creek (C-22-0070).
46	Email from rums_chop.0q@icloud.com, to the Board of Directors, dated 04/17/22, regarding Religious Exemptions (C-22-0071).
47	Email from Edward Ring, to Director Kremen, dated 04/18/22, regarding Cost to Treat all Urban Wastewater (C-22-0072).
	<u>OUTGOING BOARD CORRESPONDENCE</u>
50	Email from Director Kremen, to Barbara Holden, dated 04/13/22, regarding Encampments within San Tomas Aquino Creek (C-22-0060).
54	Email from Director Kremen, to Kerry Stivaletti, dated 04/14/22, regarding Encampments within San Tomas Aquino Creek (C-22-0059).
59	Email from Director Kremen, to Allan Epstein, dated 04/14/22, regarding the Silicon Valley Advanced Water Purification Center Tours (C-22-0057).
61	Email from Director Santos, to Danny Garza, dated 04/15/22, regarding the Water Discharge into Lower Penitencia Creek (C-22-0049).
71	Email from Director Santos, to Daniela Velazquez, dated 04/15/22, regarding Encampments within Upper Penitencia Creek (C-22-0066).
73	Email from Director Hsueh, to Ankur Pai, dated 04/16/22, regarding the new Encampment within Saratoga Creek (C-22-0067).
76	Email from Director Kremen, to Gloria Mungo, dated 04/19/22, regarding Valley Water's Low Income Senior Exemption Program (C-22-0069).

Subject: Monthly and Quarterly Report of Investments as of March 31, 2022



MEMORANDUM

FC 14 (02-08-19)

TO: Board of Directors

FROM: Darin Taylor,
Chief Financial Officer

SUBJECT: Monthly and Quarterly Report of Investments
as of March 31, 2022

DATE: April 15, 2022

SUMMARY:

In accordance with Santa Clara Valley Water District ("Valley Water") Investment Policy and California Government Code sections 53607 and 53646, the Treasurer's Monthly and Quarterly Report of Investments as of March 31, 2022 is attached. This report complies with Executive Limitation-4 Financial Management.

RATIONALE:

California Government Code section 53607 requires the Treasurer of the local agency who has been delegated with the authority to invest funds to provide a monthly report of the investment transactions to the legislative body. Furthermore, Government Code Section 53646 recommends that the Treasurer submit a quarterly report to the legislative body of the local agency to assist with its fiscal oversight role. The quarterly report shall include the types of investment, issuer, date of maturity, par, market value and dollar amount for all securities, investments and moneys held by the local agency. The report shall also confirm compliance of the portfolio with the investment policy as well as a statement denoting the agency's ability to meet its expenditure requirements for the next six months. This report is provided to the Board in compliance with Board Investment Policy and Government Code sections 53607 and 53646.

STAFF ANALYSIS:

Interest Rates

The yield-to-maturity of the investment portfolio as of March 31, 2022, was 1.03%. This represents a decrease of 0.04% compared to the yield of 1.07% for December 31, 2021.

Table 1 below summarizes the historical yield-to-maturity of the investment portfolio.

Table 1 - Portfolio Yield-to-Maturity (365 days equivalent)				
Fiscal Year	September Q1	December Q2	March Q3	June Q4
2021	1.41%	1.24%	1.14%	0.94%
2022	1.06%	1.07%	1.03%	

Subject: Monthly and Quarterly Report of Investments as of March 31, 2022

Investment Strategy

In accordance with the strategy recommended by the Investment Committee and approved by the Board, staff continues to ladder the portfolio. When funds mature, if the money is not needed for current expenditures, they are reinvested in securities that have maturities of up to five years.

The average life of the portfolio on March 31, 2022 was 612 days (1.7 years), well within the 2.5-year average life threshold permitted by the Investment Policy. During the quarter, the Treasury Officer purchased 13 securities totaling \$65M and yield-to-maturity ranging from 1.27% to 2.60% and weighted average yield-to-maturity of 1.64%.

Valley Water's portfolio is invested with a primary goal of safety. To accomplish this goal, staff only invests in securities that are permitted by California Government Code and the Valley Water Investment Policy. These securities have high credit ratings and maturities of no more than 5 years. As of March 31, 2022, approximately 68% of the portfolio was held in US Government Treasury/Agency Notes and Municipal Bonds, 28% was held in liquid funds (Local Area Investment Fund/money market mutual fund, CD's) and 4% in supranational/corporate medium-term notes.

The low short-term interest rate environment is primarily driven by the continued low Federal Funds target rate. At the March 15-16, 2022 meeting, the Federal Open Market Committee (FOMC) stated: "With appropriate firming in the stance of monetary policy, the Committee expects inflation to return to its 2 percent objective and the labor market to remain strong. In support of these goals, the Committee decided to raise the target range for the federal funds rate to $\frac{1}{4}$ to $\frac{1}{2}$ percent and anticipates that ongoing increases in the target range will be appropriate."¹

Staff recommends continuing the strategy of investing in short-term, liquid instruments such as money market mutual funds, Local Area Investment Fund (LAIF), high grade corporate medium-term notes and short-term U.S. government treasury and agency securities until financial markets show clear and continued signs of stabilization and improvement. While this strategy has the effect of achieving a lower investment yield compared to a longer-term investment strategy, safety and liquidity of the investment portfolio will be maintained. Staff will look for value within the five-year horizon and will match maturities with cash flow requirements as opportunities arise.

¹ <https://www.federalreserve.gov/newsevents/pressreleases/monetary20220316a.htm>

Subject: Monthly and Quarterly Report of Investments as of March 31, 2022

Interest Income

For the quarter ended March 31, 2022, Valley Water received total interest earnings of \$5.17 million. Table 2 below illustrates the historical interest earnings of the investment portfolio.

Table 2 – Portfolio Quarterly Interest Earnings		
Fiscal Year	Quarter Ending:	Earnings*
2021	September	\$2,413,293
	December	\$2,104,823
	March	\$2,060,745
	June	\$1,894,339
	Total	\$8,473,200
2022	September	\$1,741,431
	December	\$1,693,398
	March	\$1,739,714
	June	
	Total	\$5,174,544

** Earnings include interest earned plus accrued interest and adjustments for premiums/discounts for the period.*

Performance Measurement

Valley Water benchmarks its portfolio performance against the 24-month floating average of the 2-year Treasury note. This benchmark approximates relatively closely to the holdings of Valley Water. However, there is no benchmark that will exactly mimic the Valley Water's mix of investments.

For the quarter ended March 31, 2022, the investment portfolio yield-to-maturity was 1.03% while the benchmark yield was 0.37% for a positive difference of 0.66%. Yields on the 2-year Treasury note reflect the gradually lowering interest rate in the short end of the yield curve. Valley Water's portfolio yields are modestly higher because of the staggered maturity investment strategy described above and holding to maturity certain securities purchased in times of higher rates.

As a result of low interest rates in the current market environment, the redemption of higher-yielding callable securities and the continued maturities of securities bought in better economic times, the yield on the investment portfolio is expected to remain modest over the next few quarters but may gradually increase over time as the U.S. economy improves and global uncertainties wane. The introduction of COVID19 vaccines and the deployment to the population has begun to ease some uncertainties. The portfolio will continue to be invested according to the tenets of safety, liquidity and yield in conformance with the California Government Code and Valley Water Investment Policy.

Subject: Monthly and Quarterly Report of Investments as of March 31, 2022

Summary of Cumulative Changes in the Investment Portfolio

The book value of the portfolio was approximately \$692 million on March 31, 2022 compared to \$630 million on December 31, 2021, an increase of \$62 million or 9.8%. This increase reflects the normal fluctuations of the Valley Water's investment portfolio due to receipt of expected revenues (e.g. property taxes, water utility revenues, etc.) which are offset by planned expenditures for debt service, operating and capital projects incurred during the quarter. The historical quarterly changes in book value are summarized in Table 3 below.

Table 3 – Portfolio Book Value				
Fiscal Year	Quarter Ending:	Book Value	\$ Change	% Change
2021	September	\$660,781,931	(\$39,035,840)	-5.6%
	December	\$696,674,989	\$35,893,058	5.4%
	March	\$727,269,951	\$30,594,962	4.4%
	June	\$766,363,500	39,093,500	5.4%
2022	September	\$665,132,641	(\$101,230,859)	-13.2%
	December	\$630,102,645	(\$35,029,996)	-5.3%
	March	\$691,619,673	\$61,517,028	9.8%
	June			

Portfolio Market Valuation

In accordance with California Government Code, all public agencies must report unrealized gains and losses in their investment portfolios on a quarterly basis. Table 4 below shows the market value of Valley Water's investments as reported by ICE Data Pricing & Reference Data, LLC on March 31, 2022 compared to the amortized book value.

Table 4 – Portfolio Market Value	
Market Value	\$676,750,589
Amortized Book Value	\$691,619,673
Unrealized Gain (Loss)	(\$14,869,084)

If the entire portfolio had been liquidated on March 31, 2022, Valley Water would have received \$14.9 million less than the total amortized cost of the portfolio. This is the result of a direct relationship between changes in market interest rates and the value of investment securities. As general market interest rates increase, the value of investments purchased at lower yields decrease, and as general market interest rates decrease, the value of investments purchased at higher yields increase.

Valley Water's Investment Policy dictates a buy-and-hold strategy in which the Valley Water holds all securities to their maturity under normal operating conditions. When an investment matures, Valley Water is paid the full-face value of that security and therefore incurs no loss or gain. Since the portfolio was not liquidated, the "gain" was unrealized and had no impact on the portfolio size or yield.

Subject: Monthly and Quarterly Report of Investments as of March 31, 2022

Collateralization of Outstanding Repurchase Agreements

As of March 31, 2022, Valley Water had no outstanding repurchase agreements.

Debt Information

The Investment Policy and governmental regulations require that Valley Water report on the investment of bond proceeds. Investment of bond proceeds is governed by the legal bond documents and applicable governmental regulations. In particular, these funds can be invested for longer periods to match the terms of the outstanding bonds.

Investment of Debt Proceeds

Table 5 below summarizes the debt proceeds investment information as of March 31, 2022. The investments of the debt proceeds are in accordance with the provisions for Permitted Investments as specified in each corresponding Indenture/Trust Agreement.

Table 5 – Debt Proceeds Market Value			
Description	Market Value 03/31/2022	Yield at market	Maturity Date
Series 2012A Reserve Fund	\$5,337,370	1.875%	09/30/2022
Series 2020C Project Fund	\$3,804,889	0.42%*	N/A
Series 2020D Project Fund	\$13,529,483	0.42%*	N/A

*Yield at market for Series 2020C/D represents LAIF yield as of March 31, 2022

Compliance with State Law and Valley Water Policy

For the quarter ended March 31, 2022, all investments were in compliance with the Investment Policy and Board Executive Limitation 7.6.

Valley Water holds several Certificates of Deposit (“CD”) issued by various banks and credit unions. The CD account balances are generally maintained at or below the federal insurance maximum of \$250,000 per CD, with the exception of the following CDs which are separately insured by Letters of Credit from the Federal Home Loan Bank of San Francisco with a minimum of 105% insurance value for account balances in excess of the \$250,000 federal insurance limit: Community Bank of the Bay, Bank of San Francisco and Technology Credit Union.

On October 13, 2020, the Board authorized placing a deposit of up to \$14 million in a Certificate of Deposit Account Registry Service (CDARS) account with the Bank of San Francisco as part of the transaction related to the establishment of a \$170 million syndicated bank line of credit. The Bank of San Francisco CDAR account in the amount of \$14 million was established on October 29, 2020, and all account balances held in the CDAR is insured by the Federal Deposit Insurance Corporation.

The investment portfolio has been structured to ensure that sufficient monies will be available to cover anticipated expenditures in the coming six months.


Subject: Monthly and Quarterly Report of Investments as of March 31, 2022

Socially Responsible Investments

In a unanimous vote on December 12, 2017, the board voted to amend the investment policy to promote socially responsible investment (SRI) practices, and adopted a set of moral, ethical, environmental, social and governance guiding principles (ESG) to lead investment decisions. The board approved prioritizing local investment possibilities with California based banks and banks with less than \$10 billion in assets, to keep funds in the local economy and promote local job growth. On August 11, 2020, the board enhanced the ESG policy to keep a minimum of 4% of liquid cash in banks with up to \$10 billion in assets and 1% in banks with up to \$2 billion in assets to promote Valley Water's investments in local community banks


Total CDs and deposits placed with local banks and credit union is \$41 million for the period ended March 31, 2022. This represents approximately 6% of the overall Valley Water portfolio's book value. The change in Valley Water's investment in CDs and collateralized deposits is summarized in Table 6 below.

Table 6 – Certificate of Deposit (CDs) & Money Market Deposit Summary				
Description	Book Value 12/21/2021	Book Value 03/31/2022	Increase/ (Decrease)	% Change
CDs/Collateralized Deposit Accounts	\$40,879,032	\$40,943,656	\$64,624	0.16%

DocuSigned by:

 2493486EB1B9488...

4/14/2022

Prepared by: Prachi Tara
 Treasury Management Analyst

DocuSigned by:

 7BC5EFA2A234AD...

4/14/2022

Reviewed by: Charlene Sun
 Treasury, Debt and Grants Officer

Attachments:

- 1: Portfolio Management reports
- 2: Portfolio Composition Pie Chart
- 3: Yield Comparison Graph



**Santa Clara Valley Water Dist.
Portfolio Management
Portfolio Summary
March 31, 2022**

SANTA CLARA VALLEY WATER
5750 Almaden Expressway
San Jose, San Jose, Ca 951
(408)265-2607

Investments	Par Value	Market Value	Book Value	% of Portfolio	YTM 365 Equiv.	Term	Days to Maturity
Treasury Securities - Coupon	93,000,000.00	89,137,185.00	92,231,966.60	13.34	1.274	1,231	986
Federal Agency Issues - Coupon	311,337,000.00	302,433,264.90	312,699,710.20	45.21	1.195	1,549	884
Negotiable CD's - Interest Bearing	480,000.00	471,969.60	480,000.00	0.07	2.173	1,645	600
LAIF	74,913,370.32	74,913,370.32	74,913,370.32	10.83	0.230	1	1
Medium Term Notes	12,003,000.00	11,914,256.59	11,956,362.38	1.73	2.375	1,548	426
Money Market Account	40,418,802.22	40,418,802.22	40,418,802.22	5.84	0.020	1	1
TimeCD_Deposit Account	80,516,388.35	80,516,388.35	80,516,388.35	11.64	0.379	1	1
Supranational	15,000,000.00	14,428,450.67	15,119,211.96	2.19	1.013	1,663	1,126
Municipal Bonds	63,100,000.00	62,516,901.20	63,283,860.63	9.15	2.026	1,507	524
	690,768,560.89	676,750,588.85	691,619,672.66	100.00%	1.031	1,067	612

Investments

Total Earnings	March 31	Month Ending	Fiscal Year To Date
Current Year		589,356.78	5,174,543.69
Average Daily Balance		683,961,189.59	663,248,276.78
Effective Rate of Return		1.01%	1.04%

Current market pricing is updated at the end of each month from data provided by Interactive Data, a securities pricing service.

DocuSigned by:

Charlene Sun

4/14/2022

7BC5EFA2A234AD...

Charlene Sun

Date

Treasury/Debt Officer

DocuSigned by:

Darin Taylor

4/15/2022

9CB8A1450C2B497...

Darin Taylor, Chief Financial Officer

Reporting period 03/01/2022-03/31/2022

Run Date: 04/08/2022 - 13:43

Portfolio SCVW
AC
PM (PRF_PM1) 7.3.0
Report Ver. 7.3.6.1

Santa Clara Valley Water Dist.
Portfolio Management
Activity Summary
March 2021 through March 2022

Page 1

Month End	Year	Number of Securities	Total Invested	Yield to Maturity		Managed Pool Rate	Number of Investments Purchased	Number of Investments Redeemed	Average Term	Average Days to Maturity
				360 Equivalent	365 Equivalent					
March	2021	187	727,269,950.90	1.123	1.139	0.630	6	4	998	656
April	2021	184	750,381,688.73	1.060	1.075	0.440	1	2	982	640
May	2021	187	708,498,561.04	1.051	1.065	0.440	5	11	1,028	675
June	2021	176	766,363,499.85	0.928	0.941	0.440	0	7	908	587
July	2021	170	658,221,931.84	1.053	1.068	0.330	1	2	1,050	660
August	2021	169	655,879,921.26	1.052	1.066	0.330	1	2	1,055	647
September	2021	170	665,132,640.69	1.045	1.059	0.330	3	2	1,068	648
October	2021	169	651,695,382.29	1.059	1.074	0.240	1	0	1,095	645
November	2021	169	636,793,243.98	1.058	1.072	0.240	0	2	1,103	638
December	2021	167	630,102,645.16	1.059	1.074	0.240	0	1	1,114	622
January	2022	170	694,288,528.85	1.002	1.016	0.230	4	1	1,041	582
February	2022	174	685,394,725.06	1.062	1.077	0.230	5	1	1,092	612
March	2022	177	691,619,672.66	1.017	1.031	0.230	4	6	1,067	612
Average		175	686,280,184.02	1.044%	1.058%	0.335	2	3	1,046	633

Santa Clara Valley Water Dist.
Portfolio Management
Activity By Type
March 1, 2022 through March 31, 2022

Page 1

CUSIP	Investment #	Issuer	Stated Rate	Transaction Date	Purchases or Deposits	Redemptions or Withdrawals	Balance
Treasury Securities - Coupon							
91282CCC3	5534	Republic Industries Funding	0.250	03/08/2022	4,857,500.00	0.00	
912828WJ5	5535	US Treasury Bill	2.500	03/08/2022	5,099,218.75	0.00	
912828XT2	5536	US Treasury Bill	2.000	03/08/2022	5,046,093.75	0.00	
91282CCF6	5538	US Treasury Bill	0.750	03/29/2022	4,636,328.15	0.00	
Subtotal					19,639,140.65	0.00	92,231,966.60
Federal Agency Issues - Coupon							
3133EKBV7	5348	Federal Farm Credit Bank	2.550	03/01/2022	0.00	3,000,000.00	
3133ECHP2	5406	Federal Farm Credit Bank	1.900	03/11/2022	0.00	3,000,000.00	
3130A1B80	5237	Federal Home Loan Bank	2.625	03/11/2022	0.00	4,620,000.00	
313378CR0	5241	Federal Home Loan Bank	2.250	03/11/2022	0.00	5,000,000.00	
313378CR0	5243	Federal Home Loan Bank	2.250	03/11/2022	0.00	5,000,000.00	
Subtotal					0.00	20,620,000.00	312,699,710.20
Negotiable CD's - Interest Bearing							
Subtotal							480,000.00
LAIF (Monthly Summary)							
Subtotal							74,913,370.32
Medium Term Notes							
478160CD4	5265	Johnson & Johnson	2.250	03/03/2022	0.00	3,000,000.00	
Subtotal					0.00	3,000,000.00	11,956,362.38
Money Market Account (Monthly Summary)							
23380W523	4102	Daily Income US Gov MMF	0.020		32,405,163.37	19,722,119.62	
Subtotal					32,405,163.37	19,722,119.62	40,418,802.22
TimeCD_Deposit Account (Monthly Summary)							
SYS5317	5317	Excite CU FKA Alliance CU	2.470		521.91	0.00	
SYS5481	5481	Bank of San Francisco	0.449		5,372.39	0.00	
SYS5309	5309	Community Bank of the Bay	1.050		153.48	153.48	
SYS5371	5371	Community Bank of the Bay	0.500		1,115.66	0.00	
SYS4912	4912	Deposit Account	0.050		45,546,547.76	48,080,051.34	

Santa Clara Valley Water Dist.
Portfolio Management
Activity By Type
March 1, 2022 through March 31, 2022

Page 2

CUSIP	Investment #	Issuer	Stated Rate	Transaction Date	Purchases or Deposits	Redemptions or Withdrawals	Balance
TimeCD_Deposit Account (Monthly Summary)							
SYS5398	5398	Meriwest Credit Union	2.500		10,525.44	0.00	
SYS5397	5397	Provident Credit Union	2.579		541.66	0.00	
SYS5310	5310	Technology Credit Union	1.000		578.30	0.00	
SYS5369	5369	Technology Credit Union	0.330		4,331.99	0.00	
Subtotal					45,569,688.59	48,080,204.82	80,516,388.35
Supranational							
Subtotal							15,119,211.96
Municipal Bonds							
Subtotal							63,283,860.63
Total					97,613,992.61	91,422,324.44	691,619,672.66

Santa Clara Valley Water Dist.
Portfolio Management
Portfolio Details - Investments
March 31, 2022

Page 1

CUSIP	Investment #	Issuer	Average Balance	Purchase Date	Par Value	Market Value	Book Value	Stated Rate	YTM 365	Days to Term Maturity	Maturity Date
Treasury Securities - Coupon											
91282CBV2	5532	Republic Industries Funding		02/11/2022	5,000,000.00	4,806,055.00	4,884,628.94	0.375	1.592	794	04/15/2024
91282CCC3	5534	Republic Industries Funding		03/08/2022	5,000,000.00	4,782,615.00	4,865,682.28	0.250	1.580	799	05/15/2024
912828VB3	5384	US Treasury Bill		06/18/2019	3,000,000.00	2,996,601.00	2,997,704.21	1.750	1.821	1,427	05/15/2023
9128286U9	5404	US Treasury Bill		09/27/2019	3,000,000.00	3,006,570.00	3,001,835.00	2.125	1.604	961	05/15/2022
9128286U9	5405	US Treasury Bill		09/27/2019	3,000,000.00	3,006,570.00	3,001,761.16	2.125	1.625	961	05/15/2022
9128286U9	5430	US Treasury Bill		12/12/2019	3,000,000.00	3,006,570.00	3,001,672.14	2.125	1.651	885	05/15/2022
912828ZT0	5496	US Treasury Bill		01/12/2021	5,000,000.00	4,658,205.00	4,974,599.61	0.250	0.412	1,600	05/31/2025
912828ZT0	5499	US Treasury Bill		01/27/2021	5,000,000.00	4,658,205.00	4,988,257.67	0.250	0.325	1,585	05/31/2025
912828ZT0	5500	US Treasury Bill		01/27/2021	5,000,000.00	4,658,205.00	4,989,173.90	0.250	0.319	1,585	05/31/2025
91282CCF6	5521	US Treasury Bill		09/28/2021	5,000,000.00	4,655,860.00	4,963,432.16	0.750	0.930	1,706	05/31/2026
912828ZT0	5522	US Treasury Bill		10/28/2021	3,000,000.00	2,794,923.00	2,938,652.64	0.250	0.908	1,311	05/31/2025
912828ZL7	5523	US Treasury Bill		01/18/2022	5,000,000.00	4,686,525.00	4,869,284.64	0.375	1.271	1,198	04/30/2025
9128284R8	5525	US Treasury Bill		09/28/2021	5,000,000.00	5,056,055.00	5,339,092.77	2.875	0.701	1,341	05/31/2025
91282CCF6	5526	US Treasury Bill		09/29/2021	3,000,000.00	2,793,516.00	2,974,701.12	0.750	0.957	1,705	05/31/2026
912828ZT0	5527	US Treasury Bill		01/25/2022	5,000,000.00	4,658,205.00	4,837,113.85	0.250	1.318	1,222	05/31/2025
912828ZT0	5528	US Treasury Bill		01/25/2022	5,000,000.00	4,658,205.00	4,837,113.85	0.250	1.318	1,222	05/31/2025
91282CBW0	5529	US Treasury Bill		02/02/2022	5,000,000.00	4,662,695.00	4,849,566.18	0.750	1.564	1,548	04/30/2026
912828XT2	5531	US Treasury Bill		02/11/2022	5,000,000.00	4,960,940.00	5,061,473.55	2.000	1.608	840	05/31/2024
912828WJ5	5535	US Treasury Bill		03/08/2022	5,000,000.00	5,013,865.00	5,135,257.80	2.500	1.573	799	05/15/2024
912828XT2	5536	US Treasury Bill		03/08/2022	5,000,000.00	4,960,940.00	5,071,659.47	2.000	1.577	815	05/31/2024
91282CCF6	5538	US Treasury Bill		03/29/2022	5,000,000.00	4,655,860.00	4,649,303.66	0.750	2.600	1,524	05/31/2026
Subtotal and Average			84,623,838.89		93,000,000.00	89,137,185.00	92,231,966.60		1.274	1,231	986
Federal Agency Issues - Coupon											
3133EJTB5	5249	Federal Farm Credit Bank		06/29/2018	4,500,000.00	4,506,484.77	4,500,162.59	2.800	2.748	1,398	04/27/2022
3133EJP60	5318	Federal Farm Credit Bank		01/23/2019	3,000,000.00	3,042,776.91	3,010,022.71	3.000	2.672	1,560	05/02/2023
3133ED2B7	5333	Federal Farm Credit Bank		02/01/2019	1,000,000.00	1,023,298.01	1,014,400.98	3.610	2.560	1,690	09/18/2023
3133ECLA2	5372	Federal Farm Credit Bank		05/15/2019	3,000,000.00	3,020,070.81	3,003,109.54	2.300	2.203	1,461	05/15/2023
3133ECLA2	5375	Federal Farm Credit Bank		05/24/2019	1,805,000.00	1,817,075.94	1,808,089.63	2.300	2.140	1,452	05/15/2023
3133EKQP4	5377	Federal Farm Credit Bank		06/12/2019	5,000,000.00	5,016,078.90	4,998,957.15	1.875	1.906	1,279	12/12/2022
3133EKP65	5380	Federal Farm Credit Bank		06/10/2019	3,000,000.00	3,005,973.39	3,009,100.33	2.125	1.903	1,548	09/05/2023
3133EDBU5	5381	Federal Farm Credit Bank		06/10/2019	3,000,000.00	3,072,043.68	3,079,385.47	3.500	1.887	1,654	12/20/2023
3133EHN25	5382	Federal Farm Credit Bank		06/18/2019	3,000,000.00	3,008,164.95	3,013,153.85	2.200	1.910	1,597	11/01/2023
3133EKKU9	5383	Federal Farm Credit Bank		06/18/2019	3,000,000.00	3,012,689.61	3,018,405.57	2.300	1.899	1,604	11/08/2023
3133ECPM0	5385	Federal Farm Credit Bank		06/20/2019	4,596,000.00	4,609,354.64	4,611,409.32	2.125	1.814	1,425	05/15/2023

Portfolio SCVW
AC
PM (PRF_PM2) 7.3.0

Run Date: 04/08/2022 - 13:43

Santa Clara Valley Water Dist.
Portfolio Management
Portfolio Details - Investments
March 31, 2022

Page 2

CUSIP	Investment #	Issuer	Average Balance	Purchase Date	Par Value	Market Value	Book Value	Stated Rate	YTM 365	Days to Term Maturity	Maturity Date
Federal Agency Issues - Coupon											
3133ECGU2	5386	Federal Farm Credit Bank		06/20/2019	5,000,000.00	5,031,358.55	5,014,531.40	2.120	1.791	1,350	03/01/2023
3133EKS7	5387	Federal Farm Credit Bank		06/26/2019	3,000,000.00	2,994,364.77	2,998,433.23	1.770	1.814	1,461	06/26/2023
3133EKTG1	5392	Federal Farm Credit Bank		07/01/2019	3,000,000.00	3,008,284.92	2,999,780.00	1.750	1.780	1,096	07/01/2022
3133EJWA3	5403	Federal Farm Credit Bank		09/27/2019	1,000,000.00	1,011,526.45	1,010,414.74	2.900	1.616	1,225	02/03/2023
3133EKPT7	5425	Federal Farm Credit Bank		11/22/2019	2,175,000.00	2,184,734.23	2,187,772.10	2.125	1.610	1,291	06/05/2023
3133ECPU2	5426	Federal Farm Credit Bank		12/11/2019	1,000,000.00	1,001,784.33	1,000,414.84	2.000	1.667	888	05/17/2022
3133ELEL4	5432	Federal Farm Credit Bank		12/19/2019	5,000,000.00	4,999,453.35	5,000,000.00	1.690	1.690	1,245	05/17/2023
3133ELNE0	5440	Federal Farm Credit Bank		02/27/2020	5,000,000.00	4,937,796.05	5,019,642.92	1.430	1.214	1,448	02/14/2024
3133ELQD9	5442	Federal Farm Credit Bank		03/04/2020	5,000,000.00	4,915,775.90	5,001,780.62	1.230	1.211	1,461	03/04/2024
3133ELQD9	5443	Federal Farm Credit Bank		03/04/2020	3,000,000.00	2,949,465.54	3,003,375.54	1.230	1.170	1,461	03/04/2024
3133ELQD9	5459	Federal Farm Credit Bank		08/06/2020	5,000,000.00	4,915,775.90	5,092,363.23	1.230	0.265	1,306	03/04/2024
3133EL3P7	5460	Federal Farm Credit Bank		08/12/2020	5,000,000.00	4,671,776.25	5,000,000.00	0.530	0.530	1,826	08/12/2025
3133ELQD9	5462	Federal Farm Credit Bank		08/07/2020	5,000,000.00	4,915,775.90	5,092,669.23	1.230	0.262	1,305	03/04/2024
3133EMJS2	5489	Federal Farm Credit Bank		12/09/2020	5,000,000.00	4,746,803.05	5,000,000.00	0.440	0.440	1,461	12/09/2024
3133EMSU7	5510	Federal Farm Credit Bank		03/09/2021	5,000,000.00	4,706,432.65	5,000,000.00	0.800	0.800	1,826	03/09/2026
3133EMVY8	5514	Federal Farm Credit Bank		05/11/2021	5,000,000.00	4,671,561.60	5,002,425.56	0.820	0.808	1,826	05/11/2026
3133ENPB0	5533	Federal Farm Credit Bank		02/16/2022	5,000,000.00	4,869,231.45	5,000,000.00	2.180	2.180	1,826	02/16/2027
3133XPKG8	5244	Federal Home Loan Bank		06/21/2018	5,000,000.00	5,145,272.35	5,083,203.65	4.750	2.848	1,723	03/10/2023
3130AFE78	5319	Federal Home Loan Bank		01/23/2019	3,000,000.00	3,033,607.77	3,005,846.48	3.000	2.699	1,416	12/09/2022
3130AFE78	5332	Federal Home Loan Bank		01/28/2019	3,000,000.00	3,033,607.77	3,006,134.92	3.000	2.684	1,411	12/09/2022
313383YJ4	5334	Federal Home Loan Bank		02/01/2019	2,000,000.00	2,036,971.06	2,021,938.65	3.375	2.560	1,680	09/08/2023
3130AFE78	5336	Federal Home Loan Bank		02/04/2019	3,000,000.00	3,033,607.77	3,008,089.99	3.000	2.585	1,404	12/09/2022
3130A3VC5	5374	Federal Home Loan Bank		05/24/2019	3,000,000.00	3,001,238.49	3,005,270.20	2.250	2.140	1,659	12/08/2023
3133834G3	5378	Federal Home Loan Bank		06/06/2019	3,000,000.00	3,006,956.49	3,006,237.59	2.125	1.942	1,464	06/09/2023
3130AAHE1	5390	Federal Home Loan Bank		06/24/2019	5,000,000.00	5,016,598.15	5,050,312.13	2.500	1.875	1,628	12/08/2023
3133834G3	5423	Federal Home Loan Bank		11/22/2019	3,000,000.00	3,006,956.49	3,017,897.57	2.125	1.607	1,295	06/09/2023
3133834G3	5424	Federal Home Loan Bank		11/22/2019	3,240,000.00	3,247,513.01	3,259,164.32	2.125	1.611	1,295	06/09/2023
3133834G3	5427	Federal Home Loan Bank		12/11/2019	1,000,000.00	1,002,318.83	1,005,150.97	2.125	1.677	1,276	06/09/2023
3130A3GE8	5466	Federal Home Loan Bank		08/26/2020	5,000,000.00	5,043,052.55	5,315,601.55	2.750	0.390	1,570	12/13/2024
3130AL2G8	5504	Federal Home Loan Bank		02/18/2021	10,000,000.00	9,330,402.80	10,000,000.00	0.600	0.600	1,826	02/18/2026
3130ALKL7	5507	Federal Home Loan Bank		03/25/2021	5,000,000.00	4,704,868.75	5,000,000.00	0.850	0.850	1,826	03/25/2026
3130ALKL7	5508	Federal Home Loan Bank		03/25/2021	5,000,000.00	4,704,868.75	5,000,000.00	0.850	0.850	1,826	03/25/2026
3130AM2K7	5513	Federal Home Loan Bank		04/28/2021	10,000,000.00	9,583,819.20	10,000,000.00	0.500	1.097	1,826	04/28/2026
3130AQM8	5524	Federal Home Loan Bank		01/26/2022	5,000,000.00	4,829,084.55	5,000,000.00	1.125	1.788	1,826	01/26/2027
3130AQT8	5530	Federal Home Loan Bank		02/28/2022	5,000,000.00	4,893,828.85	5,000,000.00	1.300	1.300	820	05/28/2024

Portfolio SCVW
AC
PM (PRF_PM2) 7.3.0

Run Date: 04/08/2022 - 13:43

Santa Clara Valley Water Dist.
Portfolio Management
Portfolio Details - Investments
March 31, 2022

Page 3

CUSIP	Investment #	Issuer	Average Balance	Purchase Date	Par Value	Market Value	Book Value	Stated Rate	YTM 365	Days to Term Maturity	Maturity Date
Federal Agency Issues - Coupon											
3130A7PH2	5444	Federal Home Loan Bank-CN		02/28/2020	3,000,000.00	2,976,684.33	3,039,296.38	1.875	1.180	1,470	03/08/2024
3134GBHM7	5422	Federal Home Loan Mortgage Cor		11/22/2019	2,000,000.00	2,002,509.90	2,001,427.47	2.625	1.613	887	04/27/2022
3134GWND4	5461	Federal Home Loan Mortgage Cor		08/12/2020	5,000,000.00	4,690,176.80	5,000,000.00	0.600	0.600	1,826	08/12/2025
3134GWUY0	5476	Federal Home Loan Mortgage Cor		10/19/2020	6,698,000.00	6,325,343.24	6,698,000.00	0.400	0.400	1,533	12/30/2024
3134GW3W4	5477	Federal Home Loan Mortgage Cor		10/28/2020	5,000,000.00	4,742,137.20	5,000,000.00	0.410	0.410	1,461	10/28/2024
3134GW5Q5	5478	Federal Home Loan Mortgage Cor		10/29/2020	5,000,000.00	4,720,976.95	5,000,000.00	0.450	0.450	1,553	01/29/2025
3134GXBM5	5485	Federal Home Loan Mortgage Cor		12/01/2020	5,000,000.00	4,668,002.65	5,000,000.00	0.600	0.600	1,807	11/12/2025
3134GXFX7	5486	Federal Home Loan Mortgage Cor		12/16/2020	5,000,000.00	4,782,436.85	5,000,000.00	0.375	0.375	1,370	09/16/2024
3134GXHK3	5490	Federal Home Loan Mortgage Cor		12/24/2020	5,000,000.00	4,731,960.30	5,000,000.00	0.410	0.410	1,551	03/24/2025
3134GXJB1	5492	Federal Home Loan Mortgage Cor		12/28/2020	5,000,000.00	4,731,219.00	5,000,000.00	0.420	0.447	1,551	03/28/2025
3137EAEX3	5479	Fed Home Loan Mort Corp-CN		10/21/2020	5,000,000.00	4,646,805.70	4,985,399.22	0.375	0.460	1,798	09/23/2025
3137EAEU9	5498	Fed Home Loan Mort Corp-CN		01/27/2021	6,900,000.00	6,441,683.65	6,898,473.79	0.375	0.382	1,636	07/21/2025
3137EAEX3	5501	Fed Home Loan Mort Corp-CN		01/28/2021	1,000,000.00	929,361.14	999,132.94	0.375	0.400	1,699	09/23/2025
3135G0T45	5299	Fed Natl Mortgage Assoc		12/18/2018	3,000,000.00	3,000,558.96	2,999,728.05	1.875	2.733	1,204	04/05/2022
3135G0T45	5391	Fed Natl Mortgage Assoc		06/24/2019	5,000,000.00	5,000,931.60	5,000,037.02	1.875	1.806	1,016	04/05/2022
3135G0V34	5429	Fed Natl Mortgage Assoc		12/11/2019	5,000,000.00	5,025,108.15	5,070,911.11	2.500	1.700	1,517	02/05/2024
3136G4T52	5465	Fed Natl Mortgage Assoc		08/26/2020	4,050,000.00	3,834,688.23	4,050,000.00	0.520	0.520	1,644	02/25/2025
3135G04Z3	5488	Fed Natl Mortgage Assoc		12/09/2020	5,000,000.00	4,691,821.55	5,014,300.88	0.500	0.410	1,651	06/17/2025
3135GA2Z3	5491	Fed Natl Mortgage Assoc		12/10/2020	5,000,000.00	4,655,930.35	5,000,000.00	0.560	0.560	1,803	11/17/2025
3135G04Z3	5494	Fed Natl Mortgage Assoc		01/13/2021	5,000,000.00	4,691,821.55	5,003,169.21	0.500	0.480	1,616	06/17/2025
3135G05X7	5495	Fed Natl Mortgage Assoc		01/12/2021	5,000,000.00	4,659,218.50	4,983,181.96	0.375	0.475	1,686	08/25/2025
3135G06G3	5497	Fed Natl Mortgage Assoc		01/20/2021	4,900,000.00	4,568,111.73	4,906,876.23	0.500	0.461	1,752	11/07/2025
3135G04Z3	5502	Fed Natl Mortgage Assoc		02/04/2021	5,000,000.00	4,691,821.55	5,016,696.96	0.500	0.395	1,594	06/17/2025
3135G03U5	5506	Fed Natl Mortgage Assoc		02/26/2021	5,000,000.00	4,727,335.65	5,002,241.01	0.625	0.610	1,516	04/22/2025
3135G03U5	5511	Fed Natl Mortgage Assoc		03/05/2021	5,000,000.00	4,727,335.65	5,012,809.21	0.625	0.540	1,509	04/22/2025
3135G0K36	5520	Fed Natl Mortgage Assoc		08/27/2021	5,000,000.00	4,932,837.95	5,267,854.62	2.125	0.780	1,701	04/24/2026
3135G0U43	5341	FNMA Discount Notes		02/12/2019	3,000,000.00	3,031,984.02	3,013,375.49	2.875	2.546	1,673	09/12/2023
880591EN8	5344	Tennessee Valley Authority		02/28/2019	4,473,000.00	4,483,975.62	4,462,150.08	1.875	2.560	1,264	08/15/2022
Subtotal and Average			318,410,500.65		311,337,000.00	302,433,264.90	312,699,710.20		1.195	1,549	884
Negotiable CD's - Interest Bearing											
33715LBT6	5260	First Tech Fed Credit Union		07/16/2018	240,000.00	241,951.68	240,000.00	3.250	3.253	1,463	07/18/2022
79772FAF3	5445	San Francisco FCU		03/27/2020	240,000.00	230,017.92	240,000.00	1.100	1.094	1,826	03/27/2025
Subtotal and Average			480,000.00		480,000.00	471,969.60	480,000.00		2.173	1,645	600

Portfolio SCVW
AC
PM (PRF_PM2) 7.3.0

Run Date: 04/08/2022 - 13:43

Santa Clara Valley Water Dist.
Portfolio Management
Portfolio Details - Investments
March 31, 2022

Page 4

CUSIP	Investment #	Issuer	Average Balance	Purchase Date	Par Value	Market Value	Book Value	Stated Rate	YTM 365	Days to Term Maturity	Maturity Date
LAIF											
SYS88-0237LAIF	88-0237LAIF	Local Agency Investment Fund			74,913,370.32	74,913,370.32	74,913,370.32	0.230	0.230	1	1
Subtotal and Average			74,913,370.32		74,913,370.32	74,913,370.32	74,913,370.32		0.230	1	1
Medium Term Notes											
037833DE7	5202	Apple Inc		05/03/2018	3,000,000.00	3,019,134.00	2,982,859.74	2.400	2.819	1,716	287 01/13/2023
037833DX5	5505	Apple Inc		02/23/2021	2,000,000.00	1,865,373.36	1,992,401.04	0.550	0.664	1,639	1,237 08/20/2025
478160BT0	5350	Johnson & Johnson		03/05/2019	2,000,000.00	2,006,981.66	1,988,822.28	2.050	2.697	1,457	334 03/01/2023
594918BH6	5203	Microsoft Corp		05/03/2018	2,000,000.00	2,011,132.50	1,995,725.98	2.650	3.041	1,645	216 11/03/2022
742651DR0	5367	Private Export Funding Corp		04/08/2019	3,003,000.00	3,011,635.07	2,996,553.34	2.050	2.412	1,317	228 11/15/2022
Subtotal and Average			12,147,806.74		12,003,000.00	11,914,256.59	11,956,362.38		2.375	1,548	426
Money Market Account											
23380W523	4102	Daily Income US Gov MMF			40,418,802.22	40,418,802.22	40,418,802.22	0.020	0.020	1	1
Subtotal and Average			38,108,202.09		40,418,802.22	40,418,802.22	40,418,802.22		0.020	1	1
TimeCD_Deposit Account											
SYS5317	5317	Excite CU FKA Alliance CU			249,059.45	249,059.45	249,059.45	2.470	2.470	1	1
SYS5311	5311	Bank of San Francisco			235,526.51	235,526.51	235,526.51	0.880	0.880	1	1
SYS5481	5481	Bank of San Francisco			14,089,670.74	14,089,670.74	14,089,670.74	0.449	0.449	1	1
SYS5309	5309	Community Bank of the Bay			250,000.00	250,000.00	250,000.00	1.050	1.050	1	1
SYS5371	5371	Community Bank of the Bay			5,150,086.80	5,150,086.80	5,150,086.80	0.500	0.500	1	1
SYS4912	4912	Deposit Account			39,572,732.40	39,572,732.40	39,572,732.40	0.050	0.050	1	1
SYS5395	5395	Meriwest Credit Union			0.00	0.00	0.00	0.500	0.500	1	1
SYS5398	5398	Meriwest Credit Union			5,024,814.55	5,024,814.55	5,024,814.55	2.500	2.500	1	1
SYS5397	5397	Provident Credit Union			247,832.63	247,832.63	247,832.63	2.579	2.579	1	1
SYS5310	5310	Technology Credit Union			236,052.83	236,052.83	236,052.83	1.000	1.000	1	1
SYS5369	5369	Technology Credit Union			15,460,612.44	15,460,612.44	15,460,612.44	0.330	0.330	1	1
Subtotal and Average			76,870,478.64		80,516,388.35	80,516,388.35	80,516,388.35		0.379	1	1
Supranational											
4581X0DL9	5517	Inter-American Dev't Bank		05/20/2021	2,000,000.00	1,904,664.18	2,016,047.47	0.875	0.604	1,414	1,098 04/03/2025
4581X0DK1	5503	INTERAMERI DEV		02/05/2021	3,000,000.00	2,934,876.18	3,118,849.01	1.750	0.396	1,498	1,078 03/14/2025
459058GL1	5290	INTL BK RECON & DEVELOP		12/03/2018	3,000,000.00	3,036,204.87	3,001,836.12	3.000	2.955	1,759	544 09/27/2023
459058JL8	5518	INTL BK RECON & DEVELOP		05/24/2021	2,000,000.00	1,858,206.44	1,982,479.36	0.500	0.750	1,618	1,306 10/28/2025

Portfolio SCVW
AC
PM (PRF_PM2) 7.3.0

Run Date: 04/08/2022 - 13:43

Santa Clara Valley Water Dist.
Portfolio Management
Portfolio Details - Investments
March 31, 2022

Page 5

CUSIP	Investment #	Issuer	Average Balance	Purchase Date	Par Value	Market Value	Book Value	Stated Rate	YTM 365	Days to Term Maturity	Maturity Date
Supranational											
45950VPT7	5509	INTL FINANCE CORP		03/15/2021	5,000,000.00	4,694,499.00	5,000,000.00	0.500	0.500	1,826	1,444 03/15/2026
Subtotal and Average			15,120,845.99		15,000,000.00	14,428,450.67	15,119,211.96		1.013	1,663	1,126
Municipal Bonds											
54438CYK2	5484	Los Angeles Community College		11/10/2020	1,000,000.00	937,960.00	1,000,000.00	0.773	0.773	1,725	1,218 08/01/2025
010878AN6	5198	County of Alameda		03/29/2018	2,305,000.00	2,329,340.80	2,313,397.17	4.000	2.832	1,586	122 08/01/2022
127109QA7	5402	Cabrillo Comnt		10/08/2019	1,230,000.00	1,206,384.00	1,230,000.00	2.034	2.034	1,759	853 08/01/2024
13066YTZ2	5263	CA Department Water Resources		08/13/2018	2,000,000.00	2,001,600.00	1,998,595.96	2.000	2.894	1,357	30 05/01/2022
13034AL65	5487	CA Infrastructure & Econ Dev		12/17/2020	1,250,000.00	1,170,025.00	1,250,000.00	0.765	0.765	1,749	1,279 10/01/2025
544351MN6	5246	City of Los Angeles CA		07/12/2018	2,500,000.00	2,517,000.00	2,500,000.00	2.900	2.899	1,512	153 09/01/2022
544351MN6	5247	City of Los Angeles CA		07/12/2018	2,500,000.00	2,517,000.00	2,500,000.00	2.900	2.899	1,512	153 09/01/2022
702274CN9	5285	City of Pasadena		12/06/2018	1,055,000.00	1,068,008.15	1,055,000.00	3.338	3.338	1,456	244 12/01/2022
357172B79	5515	Fremont Unified High Sch Dstt		05/26/2021	100,000.00	94,084.00	100,000.00	0.845	0.845	1,528	1,218 08/01/2025
357172B61	5516	Fremont Unified High Sch Dstt		05/26/2021	750,000.00	715,365.00	750,000.00	0.553	0.553	1,163	853 08/01/2024
368079HS1	5363	Gavilan Joint Community CLG-A1		04/18/2019	500,000.00	502,510.00	500,000.00	2.520	2.519	1,201	122 08/01/2022
368079HT9	5364	Gavilan Joint Community CLG-A1		04/18/2019	400,000.00	402,132.00	400,000.00	2.620	2.619	1,566	487 08/01/2023
368079KB4	5471	Gavilan Joint Community CLG-A1		10/15/2020	750,000.00	733,590.00	750,000.00	0.524	0.524	1,020	487 08/01/2023
368079KC2	5472	Gavilan Joint Community CLG-A1		10/15/2020	600,000.00	573,222.00	600,000.00	0.739	0.739	1,386	853 08/01/2024
376087FY3	5414	Gilroy USD		10/31/2019	600,000.00	598,626.00	600,000.00	1.793	1.793	1,370	487 08/01/2023
376087FZ0	5415	Gilroy USD		10/31/2019	550,000.00	541,964.50	550,000.00	1.833	1.833	1,736	853 08/01/2024
54465AGP1	5368	LA County Redev Agency		04/22/2019	1,750,000.00	1,747,252.50	1,738,776.91	2.000	2.480	1,593	518 09/01/2023
544290JB6	5407	Los Altos School District		10/17/2019	1,750,000.00	1,755,985.00	1,750,000.00	1.896	1.896	1,019	122 08/01/2022
530319SK9	5468	Liberty Union HSD		10/07/2020	800,000.00	765,320.00	800,000.00	0.650	0.643	1,394	853 08/01/2024
530319SL7	5469	Liberty Union HSD		10/07/2020	825,000.00	774,477.00	825,000.00	0.760	0.760	1,759	1,218 08/01/2025
542411NJ8	5413	Long Beach Community College		10/23/2019	2,500,000.00	2,456,225.00	2,500,000.00	1.803	1.803	1,744	853 08/01/2024
56781RJG3	5329	Marin CCD GO-B1		02/07/2019	600,000.00	606,360.00	600,000.00	2.895	2.895	1,636	487 08/01/2023
56781RJF5	5330	Marin CCD GO-B1		02/07/2019	500,000.00	503,225.00	500,000.00	2.813	2.813	1,271	122 08/01/2022
56781RGP6	5349	Marin CCD GO-B1		03/04/2019	2,080,000.00	2,091,772.80	2,079,772.17	2.566	2.600	1,246	122 08/01/2022
677765GV5	5401	Ohlone Community College		09/26/2019	2,000,000.00	1,966,380.00	2,000,000.00	1.814	1.814	1,771	853 08/01/2024
677765GW3	5480	Ohlone Community College		10/22/2020	2,865,000.00	2,800,422.90	2,984,520.00	1.975	0.700	1,744	1,218 08/01/2025
799306QJ7	5417	San Rafael CA Elem Sch Dist		11/13/2019	1,000,000.00	995,920.00	1,000,000.00	1.865	1.865	1,357	487 08/01/2023
796815ZG6	5393	San Bernardino County		07/02/2019	5,000,000.00	5,017,700.00	5,000,000.00	2.050	2.050	1,187	183 10/01/2022
801546QV7	5519	Cnty Santa Clara		07/28/2021	1,770,000.00	1,734,263.70	1,836,560.83	2.000	0.850	1,465	1,218 08/01/2025
7976465A0	5343	San Francisco City & County CA		02/26/2019	455,000.00	456,669.85	455,000.00	2.623	2.622	1,205	75 06/15/2022
79773KDC5	5512	SF City and County GO Bonds		03/30/2021	830,000.00	778,813.90	830,000.00	0.728	0.728	1,538	1,171 06/15/2025

Portfolio SCVW
AC
PM (PRF_PM2) 7.3.0

Run Date: 04/08/2022 - 13:43

Santa Clara Valley Water Dist.
Portfolio Management
Portfolio Details - Investments
March 31, 2022

Page 6

CUSIP	Investment #	Issuer	Average Balance	Purchase Date	Par Value	Market Value	Book Value	Stated Rate	YTM 365	Days to Term Maturity	Maturity Date
Municipal Bonds											
79765R3U1	5164	San Fran CY&Cnty CA PUC WTR		12/28/2017	1,000,000.00	1,007,050.00	1,000,000.00	2.619	2.619	1,769	214 11/01/2022
79765R3U1	5331	San Fran CY&Cnty CA PUC WTR		01/29/2019	875,000.00	881,168.75	873,708.86	2.619	2.887	1,372	214 11/01/2022
798170AE6	5189	San Jose Redevelopment Ag		02/26/2018	3,000,000.00	3,016,110.00	2,998,128.90	2.630	2.830	1,617	122 08/01/2022
798170AE6	5190	San Jose Redevelopment Ag		02/28/2018	2,000,000.00	2,010,740.00	1,999,062.90	2.630	2.780	1,615	122 08/01/2022
798189PE0	5221	San Jose Evergreen		06/05/2018	130,000.00	132,008.50	130,893.86	5.000	3.223	1,549	153 09/01/2022
798186N81	5493	San Jose Unified Sch District		01/20/2021	1,000,000.00	929,960.00	1,000,000.00	0.558	0.558	1,654	1,218 08/01/2025
802498UG8	5411	Santa Monica-Malibu USD		11/06/2019	650,000.00	646,698.00	650,000.00	1.669	1.669	1,364	487 08/01/2023
802498UH6	5412	Santa Monica-Malibu USD		11/06/2019	500,000.00	490,415.00	500,000.00	1.719	1.719	1,730	853 08/01/2024
835569GR9	5416	Sonoma County CA Jnr Clg Dist		11/12/2019	1,000,000.00	989,170.00	1,000,000.00	2.061	2.061	1,724	853 08/01/2024
799408Z85	5475	SAN RAMON VALLEY UNIFIED		10/20/2020	1,700,000.00	1,597,422.00	1,700,000.00	0.740	0.740	1,746	1,218 08/01/2025
91412HEW9	5352	University of California		03/19/2019	250,000.00	250,537.50	250,000.00	2.608	2.607	1,153	44 05/15/2022
91412HEX7	5353	University of California		03/19/2019	600,000.00	604,614.00	600,000.00	2.657	2.657	1,518	409 05/15/2023
91412GQF5	5365	University of California		05/15/2019	500,000.00	502,295.00	503,017.80	2.900	2.595	1,827	775 05/15/2024
91412GQE8	5370	University of California		05/01/2019	1,565,000.00	1,578,631.15	1,568,978.80	2.750	2.510	1,475	409 05/15/2023
91412GQD0	5399	University of California		08/21/2019	500,000.00	501,055.00	500,528.98	2.570	1.680	998	44 05/15/2022
91412GUZ6	5400	University of California		09/04/2019	265,000.00	265,789.70	265,516.11	3.338	1.700	984	44 05/15/2022
923040GU7	5409	Ventura Cnty Comm College Dist		10/31/2019	1,000,000.00	983,540.00	1,000,000.00	1.800	1.800	1,736	853 08/01/2024
923040GT0	5410	Ventura Cnty Comm College Dist		10/31/2019	1,250,000.00	1,245,462.50	1,250,000.00	1.750	1.750	1,370	487 08/01/2023
923078CS6	5447	Ventura Cnty CA Public Fin		06/11/2020	500,000.00	498,615.00	500,000.00	0.848	0.848	873	214 11/01/2022
93974D5Q7	5279	Washington State GO Bond		10/01/2018	2,000,000.00	2,026,020.00	1,997,401.38	3.030	3.136	1,765	487 08/01/2023
Subtotal and Average			63,286,146.26		63,100,000.00	62,516,901.20	63,283,860.63		2.026	1,507	524
Total and Average			683,961,189.59		690,768,560.89	676,750,588.85	691,619,672.66		1.031	1,067	612

Portfolio SCVW
AC
PM (PRF_PM2) 7.3.0

Run Date: 04/08/2022 - 13:43

Santa Clara Valley Water Dist.
Portfolio Management
Portfolio Details - Cash
March 31, 2022

CUSIP	Investment #	Issuer	Average Balance	Purchase Date	Par Value	Market Value	Book Value	Stated Rate	YTM 365	Days to Term Maturity
Average Balance			0.00							00
Total Cash and Investments			683,961,189.59		690,768,560.89	676,750,588.85	691,619,672.66	1.031	1,067	612



Santa Clara Valley Water Dist.
Purchases Report
Sorted by Security Type - Investment Number
January 1, 2022 - March 31, 2022

SANTA CLARA VALLEY WATER
 5750 Almaden Expressway
 San Jose, San Jose, Ca 951
 (408)265-2607

CUSIP	Investment #	Fund	Sec. Type	Issuer	Original Par Value	Purchase Date	Payment Periods	Principal Purchased	Accrued Interest at Purchase	Rate at Purchase	Maturity Date	YTM 365	Ending Book Value
Treasury Securities - Coupon													
912828ZL7	5523	82	TRC	T-BILL	5,000,000.00	01/18/2022	04/30 - 10/31	4,856,445.30	4,091.85	0.375	04/30/2025	1.271	4,869,284.64
912828ZT0	5527	82	TRC	T-BILL	5,000,000.00	01/25/2022	05/31 - 11/30	4,825,781.25	1,923.08	0.250	05/31/2025	1.318	4,837,113.85
912828ZT0	5528	82	TRC	T-BILL	5,000,000.00	01/25/2022	05/31 - 11/30	4,825,781.25	1,923.08	0.250	05/31/2025	1.318	4,837,113.85
91282CBW0	5529	82	TRC	T-BILL	5,000,000.00	02/02/2022	04/30 - 10/31	4,833,593.75	9,737.57	0.750	04/30/2026	1.564	4,849,566.18
912828XT2	5531	82	TRC	T-BILL	5,000,000.00	02/11/2022	05/31 - 11/30	5,043,984.35	20,054.95	2.000	05/31/2024	1.608	5,061,473.55
91282CBV2	5532	82	TRC	REPIND	5,000,000.00	02/11/2022	04/15 - 10/15	4,870,507.80	6,129.81	0.375	04/15/2024	1.592	4,884,628.94
91282CCC3	5534	82	TRC	REPIND	5,000,000.00	03/08/2022	05/15 - 11/15	4,857,500.00	3,901.93	0.250	05/15/2024	1.580	4,865,682.28
91282WJ5	5535	82	TRC	T-BILL	5,000,000.00	03/08/2022	05/15 - 11/15	5,099,218.75	39,019.34	2.500	05/15/2024	1.573	5,135,257.80
912828XT2	5536	82	TRC	T-BILL	5,000,000.00	03/08/2022	05/31 - 11/30	5,046,093.75	26,923.08	2.000	05/31/2024	1.577	5,071,659.47
91282CCF6	5538	82	TRC	T-BILL	5,000,000.00	03/29/2022	05/31 - 11/30	4,636,328.15	12,259.62	0.750	05/31/2026	2.600	4,649,303.66
Subtotal					50,000,000.00			48,895,234.35	125,964.31				49,061,084.22
Federal Agency Issues - Coupon													
3130AQM8	5524	82	FAC	FHLB	5,000,000.00	01/26/2022	07/26 - 01/26	5,000,000.00		1.125	01/26/2027	1.788	5,000,000.00
3130AQT9	5530	82	FAC	FHLB	5,000,000.00	02/28/2022	05/28 - 11/28	5,000,000.00		1.300	05/28/2024	1.300	5,000,000.00
3133ENPB0	5533	82	FAC	FFCB	5,000,000.00	02/16/2022	08/16 - 02/16	5,000,000.00		2.180	02/16/2027	2.180	5,000,000.00
Subtotal					15,000,000.00			15,000,000.00	0.00				15,000,000.00
Total Purchases					65,000,000.00			63,895,234.35	125,964.31				64,061,084.22

Portfolio SCVW
 AC
 PU (PRF_PU) 7.1.1
 Report Ver. 7.3.6.1



Santa Clara Valley Water Dist.
Transaction Activity Report
January 1, 2022 - March 31, 2022
Sorted by Transaction Date - Transaction Date
All Funds

SANTA CLARA VALLEY WATER
 5750 Almaden Expressway
 San Jose, San Jose, Ca 951
 (408)265-2607

Investment #	Fund	CUSIP	Inv Descrip	TransactionType	TransactionDate	MaturityDate	RedemptionType	New Principal	Principal Paydowns	Interest	Total Cash
4102	82	23380W523	Money Market Fund	Purchase	01/03/2022			882.20			-882.20
4102	82	23380W523	Money Market Fund	Purchase	01/03/2022			26,250.00			-26,250.00
5392	82	3133EKTG1	FEDERAL FARM CR	Interest	01/03/2022	07/01/2022				26,250.00	26,250.00
4102	82	23380W523	Money Market Fund	Interest	01/03/2022					882.20	882.20
Totals for 01/03/2022								27,132.20		27,132.20	0.00
88-0237LAIF	82	SYS88-0237LAIF	LAIF 4.958%	Purchase	01/04/2022			10,370,000.00			-10,370,000.00
Totals for 01/04/2022								10,370,000.00			-10,370,000.00
88-0237LAIF	82	SYS88-0237LAIF	LAIF 4.958%	Purchase	01/06/2022			8,400,000.00			-8,400,000.00
Totals for 01/06/2022								8,400,000.00			-8,400,000.00
4102	82	23380W523	Money Market Fund	Purchase	01/13/2022			36,000.00			-36,000.00
5202	82	037833DE7	AAPL 2.4% MAT	Interest	01/13/2022	01/13/2023				36,000.00	36,000.00
Totals for 01/13/2022								36,000.00		36,000.00	0.00
88-0237LAIF	82	SYS88-0237LAIF	LAIF 4.958%	Purchase	01/14/2022			38,646.46			-38,646.46
88-0237LAIF	82	SYS88-0237LAIF	LAIF 4.958%	Interest	01/14/2022					38,646.46	38,646.46
Totals for 01/14/2022								38,646.46		38,646.46	0.00
5523	82	912828ZL7	UNITED STATES	Purchase	01/18/2022	04/30/2025		4,860,537.15			-4,860,537.15
4102	82	23380W523	Money Market Fund	Purchase	01/18/2022			662.47			-662.47
4102	82	23380W523	Money Market Fund	Redemption	01/18/2022				4,091.85		4,091.85
4102	82	23380W523	Money Market Fund	Redemption	01/18/2022				4,856,445.30		4,856,445.30
5260	82	33715LBT6	1STTCH 3.25% MAT	Interest	01/18/2022	07/18/2022				662.47	662.47
Totals for 01/18/2022								4,861,199.62	4,860,537.15	662.47	0.00
4102	82	23380W523	Money Market Fund	Purchase	01/21/2022			12,937.50			-12,937.50
88-0237LAIF	82	SYS88-0237LAIF	LAIF 4.958%	Purchase	01/21/2022			11,800,000.00			-11,800,000.00
5498	82	3137EAEU9	FEDERAL HOME LN	Interest	01/21/2022	07/21/2025				12,937.50	12,937.50
Totals for 01/21/2022								11,812,937.50		12,937.50	-11,800,000.00
4102	82	23380W523	Money Market Fund	Purchase	01/24/2022			20,000,000.00			-20,000,000.00
Totals for 01/24/2022								20,000,000.00			-20,000,000.00
5527	82	912828ZT0	UNITED STATES	Purchase	01/25/2022	05/31/2025		4,827,704.33			-4,827,704.33
5528	82	912828ZT0	UNITED STATES	Purchase	01/25/2022	05/31/2025		4,827,704.33			-4,827,704.33
4102	82	23380W523	Money Market Fund	Purchase	01/25/2022			7,083.33			-7,083.33

Portfolio SCVW
 AC
 TA (PRF_TA) 7.1.1
 Report Ver. 7.3.6.1

Santa Clara Valley Water Dist.
Transaction Activity Report
Sorted by Transaction Date - Transaction Date

Page 2

Investment #	Fund	CUSIP	Inv Descrip	TransactionType	TransactionDate	MaturityDate	RedemptionType	New Principal	Principal Paydowns	Interest	Total Cash
4102	82	23380W523	Money Market Fund	Redemption	01/25/2022				1,923.08		1,923.08
4102	82	23380W523	Money Market Fund	Redemption	01/25/2022				4,825,781.25		4,825,781.25
4102	82	23380W523	Money Market Fund	Redemption	01/25/2022				4,825,781.25		4,825,781.25
4102	82	23380W523	Money Market Fund	Redemption	01/25/2022				1,923.08		1,923.08
5507	82	3130ALKL7	FEDERAL HOME	Interest	01/25/2022	03/25/2026				3,541.67	3,541.67
5508	82	3130ALKL7	FEDERAL HOME	Interest	01/25/2022	03/25/2026				3,541.66	3,541.66
Totals for 01/25/2022								9,662,491.99	9,655,408.66	7,083.33	0.00
5524	82	3130AQM8	FEDERAL HOME	Purchase	01/26/2022	01/26/2027		5,000,000.00			-5,000,000.00
4102	82	23380W523	Money Market Fund	Redemption	01/26/2022				5,000,000.00		5,000,000.00
Totals for 01/26/2022								5,000,000.00	5,000,000.00		0.00
4102	82	23380W523	Money Market Fund	Purchase	01/27/2022			30,450.00			-30,450.00
4102	82	23380W523	Money Market Fund	Purchase	01/27/2022			224.22			-224.22
4102	82	23380W523	Money Market Fund	Purchase	01/27/2022			3,000,000.00			-3,000,000.00
5086	82	3133EG5D3	FFCB 2.03% MAT	Redemption	01/27/2022	01/27/2022	Maturity		3,000,000.00		3,000,000.00
5086	82	3133EG5D3	FFCB 2.03% MAT	Interest	01/27/2022	01/27/2022				30,450.00	30,450.00
5445	82	79772FAF3	SF FCU 1.1% MAT	Interest	01/27/2022	03/27/2025				224.22	224.22
Totals for 01/27/2022								3,030,674.22	3,000,000.00	30,674.22	0.00
4102	82	23380W523	Money Market Fund	Purchase	02/01/2022			968.94			-968.94
4102	82	23380W523	Money Market Fund	Purchase	02/01/2022			46,100.00			-46,100.00
4102	82	23380W523	Money Market Fund	Purchase	02/01/2022			12,509.10			-12,509.10
4102	82	23380W523	Money Market Fund	Purchase	02/01/2022			2,073.75			-2,073.75
4102	82	23380W523	Money Market Fund	Purchase	02/01/2022			422.50			-422.50
4102	82	23380W523	Money Market Fund	Purchase	02/01/2022			6,300.00			-6,300.00
4102	82	23380W523	Money Market Fund	Purchase	02/01/2022			5,240.00			-5,240.00
4102	82	23380W523	Money Market Fund	Purchase	02/01/2022			1,965.00			-1,965.00
4102	82	23380W523	Money Market Fund	Purchase	02/01/2022			2,217.00			-2,217.00
4102	82	23380W523	Money Market Fund	Purchase	02/01/2022			5,379.00			-5,379.00
4102	82	23380W523	Money Market Fund	Purchase	02/01/2022			5,040.75			-5,040.75
4102	82	23380W523	Money Market Fund	Purchase	02/01/2022			2,600.00			-2,600.00
4102	82	23380W523	Money Market Fund	Purchase	02/01/2022			3,135.00			-3,135.00
4102	82	23380W523	Money Market Fund	Purchase	02/01/2022			22,537.50			-22,537.50
4102	82	23380W523	Money Market Fund	Purchase	02/01/2022			16,590.00			-16,590.00
4102	82	23380W523	Money Market Fund	Purchase	02/01/2022			3,865.00			-3,865.00
4102	82	23380W523	Money Market Fund	Purchase	02/01/2022			26,686.40			-26,686.40
4102	82	23380W523	Money Market Fund	Purchase	02/01/2022			7,032.50			-7,032.50
4102	82	23380W523	Money Market Fund	Purchase	02/01/2022			8,685.00			-8,685.00
4102	82	23380W523	Money Market Fund	Purchase	02/01/2022			18,140.00			-18,140.00
4102	82	23380W523	Money Market Fund	Purchase	02/01/2022			28,291.88			-28,291.88

Portfolio SCVW

AC

Run Date: 04/08/2022 - 14:07

TA (PRF_TA) 7.1.1
Report Ver. 7.3.6.1

Santa Clara Valley Water Dist.
Transaction Activity Report
Sorted by Transaction Date - Transaction Date

Page 3

Investment #	Fund	CUSIP	Inv Descrip	TransactionType	TransactionDate	MaturityDate	RedemptionType	New Principal	Principal Paydowns	Interest	Total Cash
4102	82	23380W523	Money Market Fund	Purchase	02/01/2022			65,750.00			-65,750.00
4102	82	23380W523	Money Market Fund	Purchase	02/01/2022			2,790.00			-2,790.00
4102	82	23380W523	Money Market Fund	Purchase	02/01/2022			9,325.00			-9,325.00
4102	82	23380W523	Money Market Fund	Purchase	02/01/2022			6,290.00			-6,290.00
4102	82	23380W523	Money Market Fund	Purchase	02/01/2022			17,995.00			-17,995.00
4102	82	23380W523	Money Market Fund	Purchase	02/01/2022			5,424.25			-5,424.25
4102	82	23380W523	Money Market Fund	Purchase	02/01/2022			4,297.50			-4,297.50
4102	82	23380W523	Money Market Fund	Purchase	02/01/2022			10,305.00			-10,305.00
4102	82	23380W523	Money Market Fund	Purchase	02/01/2022			10,937.50			-10,937.50
4102	82	23380W523	Money Market Fund	Purchase	02/01/2022			9,000.00			-9,000.00
4102	82	23380W523	Money Market Fund	Purchase	02/01/2022			30,300.00			-30,300.00
5189	82	798170AE6	SJSDEV 2.63% MAT	Interest	02/01/2022	08/01/2022				39,450.00	39,450.00
5190	82	798170AE6	SJSDEV 2.63% MAT	Interest	02/01/2022	08/01/2022				26,300.00	26,300.00
5198	82	010878AN6	ACNTY 4.% MAT	Interest	02/01/2022	08/01/2022				46,100.00	46,100.00
5279	82	93974D5Q7	WA GO 3.03% MAT	Interest	02/01/2022	08/01/2023				30,300.00	30,300.00
5329	82	56781RJG3	MARIN 2.895% MAT	Interest	02/01/2022	08/01/2023				8,685.00	8,685.00
5330	82	56781RJF5	MARIN CALIF	Interest	02/01/2022	08/01/2022				7,032.50	7,032.50
5349	82	56781RGP6	MARIN CALIF	Interest	02/01/2022	08/01/2022				26,686.40	26,686.40
5363	82	368079HS1	GAVILA 2.52% MAT	Interest	02/01/2022	08/01/2022				6,300.00	6,300.00
5364	82	368079HT9	GAVILAN CALIF JT	Interest	02/01/2022	08/01/2023				5,240.00	5,240.00
5401	82	677765GV5	OHLONE 1.814%	Interest	02/01/2022	08/01/2024				18,140.00	18,140.00
5402	82	127109QA7	CABRIL 100.% MAT	Interest	02/01/2022	08/01/2024				12,509.10	12,509.10
5407	82	544290JB6	LACD 1.896% MAT	Interest	02/01/2022	08/01/2022				16,590.00	16,590.00
5409	82	923040GU7	VENTUR 100.% MAT	Interest	02/01/2022	08/01/2024				9,000.00	9,000.00
5410	82	923040GT0	VENT C 1.75% MAT	Interest	02/01/2022	08/01/2023				10,937.50	10,937.50
5411	82	802498UG8	SMCSCD 1.669%	Interest	02/01/2022	08/01/2023				5,424.25	5,424.25
5412	82	802498UH6	SANTA	Interest	02/01/2022	08/01/2024				4,297.50	4,297.50
5413	82	542411NJ8	LONHGR 1.803%	Interest	02/01/2022	08/01/2024				22,537.50	22,537.50
5414	82	376087FY3	GILSCD 1.793% MAT	Interest	02/01/2022	08/01/2023				5,379.00	5,379.00
5415	82	376087FZ0	GILROY CALIF UNI	Interest	02/01/2022	08/01/2024				5,040.75	5,040.75
5416	82	835569GR9	SONOMA 2.061%	Interest	02/01/2022	08/01/2024				10,305.00	10,305.00
5417	82	799306QJ7	RAFAEL 1.865% MAT	Interest	02/01/2022	08/01/2023				9,325.00	9,325.00
5468	82	530319SK9	LIBHSD 0.65% MAT	Interest	02/01/2022	08/01/2024				2,600.00	2,600.00
5469	82	530319SL7	LIBERTY CALIF UN	Interest	02/01/2022	08/01/2025				3,135.00	3,135.00
5471	82	368079KB4	GAVILAN CALIF JT	Interest	02/01/2022	08/01/2023				1,965.00	1,965.00
5472	82	368079KC2	GAVILAN CALIF JT	Interest	02/01/2022	08/01/2024				2,217.00	2,217.00
5475	82	799408Z85	SAN RAMON	Interest	02/01/2022	08/01/2025				6,290.00	6,290.00
5480	82	677765GW3	OHLONE CALIF	Interest	02/01/2022	08/01/2025				28,291.88	28,291.88
5484	82	54438CYK2	LOS ANGELES	Interest	02/01/2022	08/01/2025				3,865.00	3,865.00

Portfolio SCVW

AC

Run Date: 04/08/2022 - 14:07

Santa Clara Valley Water Dist.
Transaction Activity Report
Sorted by Transaction Date - Transaction Date

Page 4

Investment #	Fund	CUSIP	Inv Descrip	TransactionType	TransactionDate	MaturityDate	RedemptionType	New Principal	Principal Paydowns	Interest	Total Cash
5493	82	798186N81	SJUSD 0.558% MAT	Interest	02/01/2022	08/01/2025				2,790.00	2,790.00
5515	82	357172B79	FREMONT CALIF UN	Interest	02/01/2022	08/01/2025				422.50	422.50
5516	82	357172B61	FUHSO 0.553% MAT	Interest	02/01/2022	08/01/2024				2,073.75	2,073.75
5519	82	801546QV7	SANTA CLARA CNTY	Interest	02/01/2022	08/01/2025				17,995.00	17,995.00
4102	82	23380W523	Money Market Fund	Interest	02/01/2022					968.94	968.94
Totals for 02/01/2022								398,193.57		398,193.57	0.00
5529	82	91282CBW0	UNITED STATES	Purchase	02/02/2022	04/30/2026		4,843,331.32			-4,843,331.32
4102	82	23380W523	Money Market Fund	Redemption	02/02/2022				9,737.57		9,737.57
4102	82	23380W523	Money Market Fund	Redemption	02/02/2022				4,833,593.75		4,833,593.75
Totals for 02/02/2022								4,843,331.32	4,843,331.32		0.00
4102	82	23380W523	Money Market Fund	Purchase	02/03/2022			14,500.00			-14,500.00
5403	82	3133EJWA3	FEDERAL FARM CR	Interest	02/03/2022	02/03/2023				14,500.00	14,500.00
Totals for 02/03/2022								14,500.00		14,500.00	0.00
4102	82	23380W523	Money Market Fund	Purchase	02/07/2022			62,500.00			-62,500.00
5429	82	3135G0V34	FEDERAL NATL MTG	Interest	02/07/2022	02/05/2024				62,500.00	62,500.00
Totals for 02/07/2022								62,500.00		62,500.00	0.00
5532	82	91282CBV2	UNITED STATES	Purchase	02/11/2022	04/15/2024		4,876,637.61			-4,876,637.61
5531	82	912828XT2	UNITED STATES	Purchase	02/11/2022	05/31/2024		5,064,039.30			-5,064,039.30
4102	82	23380W523	Money Market Fund	Redemption	02/11/2022				6,129.81		6,129.81
4102	82	23380W523	Money Market Fund	Redemption	02/11/2022				5,043,984.35		5,043,984.35
4102	82	23380W523	Money Market Fund	Redemption	02/11/2022				4,870,507.80		4,870,507.80
4102	82	23380W523	Money Market Fund	Redemption	02/11/2022				20,054.95		20,054.95
Totals for 02/11/2022								9,940,676.91	9,940,676.91		0.00
4102	82	23380W523	Money Market Fund	Purchase	02/14/2022			37,950.00			-37,950.00
4102	82	23380W523	Money Market Fund	Purchase	02/14/2022			13,250.00			-13,250.00
4102	82	23380W523	Money Market Fund	Purchase	02/14/2022			35,750.00			-35,750.00
4102	82	23380W523	Money Market Fund	Purchase	02/14/2022			15,000.00			-15,000.00
4102	82	23380W523	Money Market Fund	Purchase	02/14/2022			3,000,000.00			-3,000,000.00
5339	82	3133EKAK2	FFCB 2.53% MAT	Redemption	02/14/2022	02/14/2022	Maturity		3,000,000.00		3,000,000.00
5339	82	3133EKAK2	FFCB 2.53% MAT	Interest	02/14/2022	02/14/2022				37,950.00	37,950.00
5440	82	3133ELNE0	FEDERAL FARM CR	Interest	02/14/2022	02/14/2024				35,750.00	35,750.00
5460	82	3133EL3P7	FEDERAL FARM CR	Interest	02/14/2022	08/12/2025				13,250.00	13,250.00
5461	82	3134GWND4	FEDERAL HOME LN	Interest	02/14/2022	08/12/2025				15,000.00	15,000.00
Totals for 02/14/2022								3,101,950.00	3,000,000.00	101,950.00	0.00
4102	82	23380W523	Money Market Fund	Purchase	02/15/2022			41,934.38			-41,934.38
5344	82	880591EN8	TENNESSEE	Interest	02/15/2022	08/15/2022				41,934.38	41,934.38

Portfolio SCVW

AC

Run Date: 04/08/2022 - 14:07

TA (PRF_TA) 7.1.1
Report Ver. 7.3.6.1

Santa Clara Valley Water Dist.
Transaction Activity Report
Sorted by Transaction Date - Transaction Date

Investment #	Fund	CUSIP	Inv Descip	TransactionType	TransactionDate	MaturityDate	RedemptionType	New Principal	Principal Paydowns	Interest	Total Cash
Totals for 02/15/2022								41,934.38		41,934.38	0.00
5533	82	3133ENPB0	FEDERAL FARM CR	Purchase	02/16/2022	02/16/2027		5,000,000.00			-5,000,000.00
4102	82	23380W523	Money Market Fund	Purchase	02/16/2022			662.47			-662.47
4102	82	23380W523	Money Market Fund	Redemption	02/16/2022				5,000,000.00		5,000,000.00
5260	82	33715LBT6	1STTCH 3.25% MAT	Interest	02/16/2022	07/18/2022				662.47	662.47
Totals for 02/16/2022								5,000,662.47	5,000,000.00	662.47	0.00
4102	82	23380W523	Money Market Fund	Purchase	02/18/2022			30,000.00			-30,000.00
5504	82	3130AL2G8	FEDERAL HOME	Interest	02/18/2022	02/18/2026				30,000.00	30,000.00
Totals for 02/18/2022								30,000.00		30,000.00	0.00
4102	82	23380W523	Money Market Fund	Purchase	02/22/2022			5,500.00			-5,500.00
5505	82	037833DX5	AAPL 0.55% MAT	Interest	02/22/2022	08/20/2025				5,500.00	5,500.00
Totals for 02/22/2022								5,500.00		5,500.00	0.00
4102	82	23380W523	Money Market Fund	Purchase	02/25/2022			7,083.33			-7,083.33
4102	82	23380W523	Money Market Fund	Purchase	02/25/2022			9,375.00			-9,375.00
4102	82	23380W523	Money Market Fund	Purchase	02/25/2022			10,530.00			-10,530.00
5465	82	3136G4T52	FEDERAL NATL MTG	Interest	02/25/2022	02/25/2025				10,530.00	10,530.00
5495	82	3135G05X7	FEDERAL NATL MTG	Interest	02/25/2022	08/25/2025				9,375.00	9,375.00
5507	82	3130ALKL7	FEDERAL HOME	Interest	02/25/2022	03/25/2026				3,541.66	3,541.66
5508	82	3130ALKL7	FEDERAL HOME	Interest	02/25/2022	03/25/2026				3,541.67	3,541.67
Totals for 02/25/2022								26,988.33		26,988.33	0.00
5530	82	3130AQTk9	FEDERAL HOME	Purchase	02/28/2022	05/28/2024		5,000,000.00			-5,000,000.00
4102	82	23380W523	Money Market Fund	Purchase	02/28/2022			224.22			-224.22
4102	82	23380W523	Money Market Fund	Redemption	02/28/2022				5,000,000.00		5,000,000.00
5445	82	79772FAF3	SF FCU 1.1% MAT	Interest	02/28/2022	03/27/2025				224.22	224.22
Totals for 02/28/2022								5,000,224.22	5,000,000.00	224.22	0.00
4102	82	23380W523	Money Market Fund	Purchase	03/01/2022			53,000.00			-53,000.00
4102	82	23380W523	Money Market Fund	Purchase	03/01/2022			38,250.00			-38,250.00
4102	82	23380W523	Money Market Fund	Purchase	03/01/2022			20,500.00			-20,500.00
4102	82	23380W523	Money Market Fund	Purchase	03/01/2022			72,500.00			-72,500.00
4102	82	23380W523	Money Market Fund	Purchase	03/01/2022			17,500.00			-17,500.00
4102	82	23380W523	Money Market Fund	Purchase	03/01/2022			3,250.00			-3,250.00
4102	82	23380W523	Money Market Fund	Purchase	03/01/2022			3,000,000.00			-3,000,000.00
4102	82	23380W523	Money Market Fund	Purchase	03/01/2022			718.51			-718.51
5348	82	3133EKBV7	FEDERAL FARM CR	Redemption	03/01/2022	03/01/2022	Maturity		3,000,000.00		3,000,000.00
5221	82	798189PE0	SAN JOSE	Interest	03/01/2022	09/01/2022				3,250.00	3,250.00
5246	82	544351MN6	CY LA 2.9% MAT	Interest	03/01/2022	09/01/2022				36,250.00	36,250.00

Santa Clara Valley Water Dist.
Transaction Activity Report
Sorted by Transaction Date - Transaction Date

Page 6

Investment #	Fund	CUSIP	Inv Descrip	TransactionType	TransactionDate	MaturityDate	RedemptionType	New Principal	Principal Paydowns	Interest	Total Cash
5247	82	544351MN6	CY LA 2.9% MAT	Interest	03/01/2022	09/01/2022				36,250.00	36,250.00
5348	82	3133EKBV7	FEDERAL FARM CR	Interest	03/01/2022	03/01/2022				38,250.00	38,250.00
5350	82	478160BT0	JOHNSON &	Interest	03/01/2022	03/01/2023				20,500.00	20,500.00
5368	82	54465AGP1	LA CNY 2.% MAT	Interest	03/01/2022	09/01/2023				17,500.00	17,500.00
5386	82	3133ECGU2	FEDERAL FARM CR	Interest	03/01/2022	03/01/2023				53,000.00	53,000.00
4102	82	23380W523	Money Market Fund	Interest	03/01/2022					718.51	718.51
Totals for 03/01/2022								3,205,718.51	3,000,000.00	205,718.51	0.00
4102	82	23380W523	Money Market Fund	Purchase	03/03/2022			33,750.00			-33,750.00
4102	82	23380W523	Money Market Fund	Purchase	03/03/2022			3,000,000.00			-3,000,000.00
5265	82	478160CD4	JOHNSON &	Redemption	03/03/2022	03/03/2022	Maturity		3,000,000.00		3,000,000.00
5265	82	478160CD4	JOHNSON &	Interest	03/03/2022	03/03/2022				33,750.00	33,750.00
Totals for 03/03/2022								3,033,750.00	3,000,000.00	33,750.00	0.00
4102	82	23380W523	Money Market Fund	Purchase	03/04/2022			110,700.00			-110,700.00
5442	82	3133ELQD9	FEDERAL FARM CR	Interest	03/04/2022	03/04/2024				30,750.00	30,750.00
5443	82	3133ELQD9	FEDERAL FARM CR	Interest	03/04/2022	03/04/2024				18,450.00	18,450.00
5459	82	3133ELQD9	FEDERAL FARM CR	Interest	03/04/2022	03/04/2024				30,750.00	30,750.00
5462	82	3133ELQD9	FEDERAL FARM CR	Interest	03/04/2022	03/04/2024				30,750.00	30,750.00
Totals for 03/04/2022								110,700.00		110,700.00	0.00
4102	82	23380W523	Money Market Fund	Purchase	03/07/2022			31,875.00			-31,875.00
5380	82	3133EKP5	FEDERAL FARM CR	Interest	03/07/2022	09/05/2023				31,875.00	31,875.00
Totals for 03/07/2022								31,875.00		31,875.00	0.00
5534	82	91282CCC3	UNITED STATES	Purchase	03/08/2022	05/15/2024		4,861,401.93			-4,861,401.93
5535	82	912828WJ5	UNITED STATES	Purchase	03/08/2022	05/15/2024		5,138,238.09			-5,138,238.09
5536	82	912828XT2	UNITED STATES	Purchase	03/08/2022	05/31/2024		5,073,016.83			-5,073,016.83
4102	82	23380W523	Money Market Fund	Purchase	03/08/2022			28,125.00			-28,125.00
4102	82	23380W523	Money Market Fund	Purchase	03/08/2022			33,750.00			-33,750.00
4102	82	23380W523	Money Market Fund	Redemption	03/08/2022				39,019.34		39,019.34
4102	82	23380W523	Money Market Fund	Redemption	03/08/2022				26,923.08		26,923.08
4102	82	23380W523	Money Market Fund	Redemption	03/08/2022				3,901.93		3,901.93
4102	82	23380W523	Money Market Fund	Redemption	03/08/2022				5,099,218.75		5,099,218.75
4102	82	23380W523	Money Market Fund	Redemption	03/08/2022				5,046,093.75		5,046,093.75
4102	82	23380W523	Money Market Fund	Redemption	03/08/2022				4,857,500.00		4,857,500.00
5334	82	313383YJ4	FEDERAL HOME	Interest	03/08/2022	09/08/2023				33,750.00	33,750.00
5444	82	3130A7PH2	FEDERAL HOME	Interest	03/08/2022	03/08/2024				28,125.00	28,125.00
Totals for 03/08/2022								15,134,531.85	15,072,656.85	61,875.00	0.00
4102	82	23380W523	Money Market Fund	Purchase	03/09/2022			20,000.00			-20,000.00
5510	82	3133EMSU7	FEDERAL FARM CR	Interest	03/09/2022	03/09/2026				20,000.00	20,000.00

Portfolio SCVW
AC
TA (PRF_TA) 7.1.1
Report Ver. 7.3.6.1

Santa Clara Valley Water Dist.
Transaction Activity Report
Sorted by Transaction Date - Transaction Date

Page 7

Investment #	Fund	CUSIP	Inv Descrip	TransactionType	TransactionDate	MaturityDate	RedemptionType	New Principal	Principal Paydowns	Interest	Total Cash
Totals for 03/09/2022								20,000.00		20,000.00	0.00
4102	82	23380W523	Money Market Fund	Purchase	03/10/2022			118,750.00			-118,750.00
5244	82	3133XPKG8	FEDERAL HOME	Interest	03/10/2022	03/10/2023				118,750.00	118,750.00
Totals for 03/10/2022								118,750.00		118,750.00	0.00
4102	82	23380W523	Money Market Fund	Purchase	03/11/2022			60,637.50			-60,637.50
4102	82	23380W523	Money Market Fund	Purchase	03/11/2022			112,500.00			-112,500.00
4102	82	23380W523	Money Market Fund	Purchase	03/11/2022			28,500.00			-28,500.00
4102	82	23380W523	Money Market Fund	Purchase	03/11/2022			4,620,000.00			-4,620,000.00
4102	82	23380W523	Money Market Fund	Purchase	03/11/2022			10,000,000.00			-10,000,000.00
4102	82	23380W523	Money Market Fund	Purchase	03/11/2022			3,000,000.00			-3,000,000.00
5237	82	3130A1B80	FEDERAL HOME	Redemption	03/11/2022	03/11/2022	Maturity		4,620,000.00		4,620,000.00
5241	82	313378CR0	FEDERAL HOME	Redemption	03/11/2022	03/11/2022	Maturity		5,000,000.00		5,000,000.00
5243	82	313378CR0	FEDERAL HOME	Redemption	03/11/2022	03/11/2022	Maturity		5,000,000.00		5,000,000.00
5406	82	3133EHP2	FEDERAL FARM CR	Redemption	03/11/2022	03/11/2022	Maturity		3,000,000.00		3,000,000.00
5237	82	3130A1B80	FEDERAL HOME	Interest	03/11/2022	03/11/2022				60,637.50	60,637.50
5241	82	313378CR0	FEDERAL HOME	Interest	03/11/2022	03/11/2022				56,250.00	56,250.00
5243	82	313378CR0	FEDERAL HOME	Interest	03/11/2022	03/11/2022				56,250.00	56,250.00
5406	82	3133EHP2	FEDERAL FARM CR	Interest	03/11/2022	03/11/2022				28,500.00	28,500.00
Totals for 03/11/2022								17,821,637.50	17,620,000.00	201,637.50	0.00
4102	82	23380W523	Money Market Fund	Purchase	03/14/2022			43,125.00			-43,125.00
4102	82	23380W523	Money Market Fund	Purchase	03/14/2022			26,250.00			-26,250.00
5341	82	3135G0U43	FNMA 2.875% MAT	Interest	03/14/2022	09/12/2023				43,125.00	43,125.00
5503	82	4581X0DK1	IADB 1.75% MAT	Interest	03/14/2022	03/14/2025				26,250.00	26,250.00
Totals for 03/14/2022								69,375.00		69,375.00	0.00
4102	82	23380W523	Money Market Fund	Purchase	03/15/2022			12,500.00			-12,500.00
5509	82	45950VPT7	IFC 0.5% MAT	Interest	03/15/2022	03/15/2026				12,500.00	12,500.00
Totals for 03/15/2022								12,500.00		12,500.00	0.00
4102	82	23380W523	Money Market Fund	Purchase	03/16/2022			598.36			-598.36
4102	82	23380W523	Money Market Fund	Purchase	03/16/2022			7,813,152.15			-7,813,152.15
5260	82	33715LBT6	1STTCH 3.25% MAT	Interest	03/16/2022	07/18/2022				598.36	598.36
Totals for 03/16/2022								7,813,750.51		598.36	-7,813,152.15
4102	82	23380W523	Money Market Fund	Purchase	03/18/2022			18,050.00			-18,050.00
5333	82	3133ED2B7	FEDERAL FARM CR	Interest	03/18/2022	09/18/2023				18,050.00	18,050.00
Totals for 03/18/2022								18,050.00		18,050.00	0.00
4102	82	23380W523	Money Market Fund	Purchase	03/23/2022			11,250.00			-11,250.00
5479	82	3137EAEX3	FEDERAL HOME LN	Interest	03/23/2022	09/23/2025				9,375.00	9,375.00

Portfolio SCVW

AC

Run Date: 04/08/2022 - 14:07

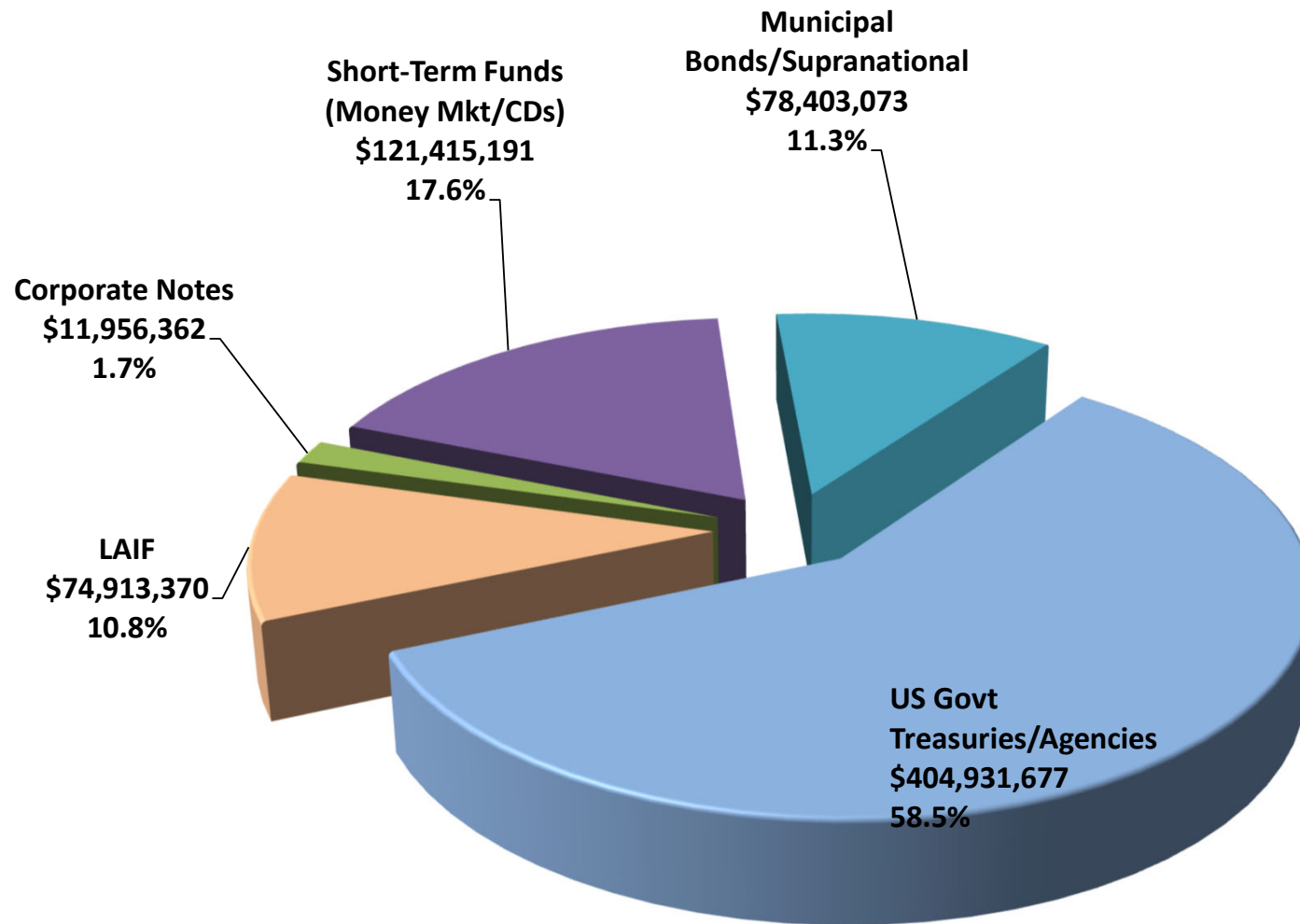
TA (PRF_TA) 7.1.1
Report Ver. 7.3.6.1

Santa Clara Valley Water Dist.
Transaction Activity Report
Sorted by Transaction Date - Transaction Date

Page 8

Investment #	Fund	CUSIP	Inv Descrip	TransactionType	TransactionDate	MaturityDate	RedemptionType	New Principal	Principal Paydowns	Interest	Total Cash
5501	82	3137EAEX3	FEDERAL HOME LN	Interest	03/23/2022	09/23/2025				1,875.00	1,875.00
Totals for 03/23/2022								11,250.00		11,250.00	0.00
4102	82	23380W523	Money Market Fund	Purchase	03/24/2022			10,250.00			-10,250.00
5490	82	3134GXHK3	FEDERAL HOME LN	Interest	03/24/2022	03/24/2025				10,250.00	10,250.00
Totals for 03/24/2022								10,250.00		10,250.00	0.00
4102	82	23380W523	Money Market Fund	Purchase	03/25/2022			7,083.33			-7,083.33
5507	82	3130ALKL7	FEDERAL HOME	Interest	03/25/2022	03/25/2026				3,541.67	3,541.67
5508	82	3130ALKL7	FEDERAL HOME	Interest	03/25/2022	03/25/2026				3,541.66	3,541.66
Totals for 03/25/2022								7,083.33		7,083.33	0.00
4102	82	23380W523	Money Market Fund	Purchase	03/28/2022			45,000.00			-45,000.00
4102	82	23380W523	Money Market Fund	Purchase	03/28/2022			202.52			-202.52
4102	82	23380W523	Money Market Fund	Redemption	03/28/2022				875.00		875.00
5290	82	459058GL1	IBRD 3.% MAT	Interest	03/28/2022	09/27/2023				45,000.00	45,000.00
5445	82	79772FAF3	SF FCU 1.1% MAT	Interest	03/28/2022	03/27/2025				202.52	202.52
Totals for 03/28/2022								45,202.52	875.00	45,202.52	875.00
5538	82	91282CCF6	UNITED STATES	Purchase	03/29/2022	05/31/2026		4,648,587.77			-4,648,587.77
4102	82	23380W523	Money Market Fund	Redemption	03/29/2022				12,259.62		12,259.62
4102	82	23380W523	Money Market Fund	Redemption	03/29/2022				4,636,328.15		4,636,328.15
Totals for 03/29/2022								4,648,587.77	4,648,587.77		0.00
4102	82	23380W523	Money Market Fund	Purchase	03/30/2022			13,396.00			-13,396.00
5476	82	3134GWUY0	FHLMC 0.4% MAT	Interest	03/30/2022	12/30/2024				13,396.00	13,396.00
Totals for 03/30/2022								13,396.00		13,396.00	0.00
Grand Total								153,831,951.18	93,642,073.66	1,807,600.37	-58,382,277.15

SCVWD Investment Portfolio Composition



SCVWD Portfolio Book Value as of Mar 31, 2022: \$691,619,673

Attachment 2

